

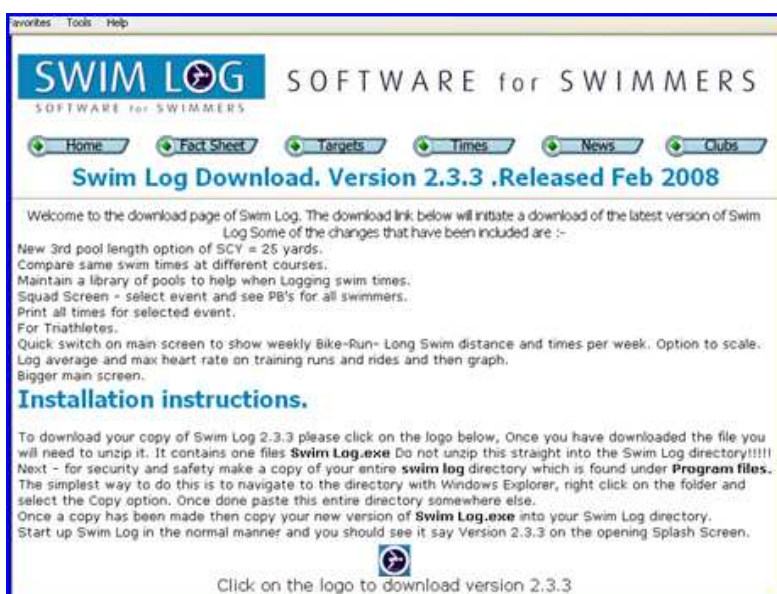
How to upgrade your copy of Swim Log.

Along with the many features within Swim Log there is also the bonus that all upgrades are free to existing users and we welcome new ideas and improvements that will make the product better and easier to use.

There is always the possibility that if you have purchased Swim Log from one of our distributors then the disk supplied may be an older version of software than is currently available. If this is the case then please feel free to upgrade to the latest available version.

This guide aims to explain the upgrade process step by step but if you still have problems then please contact us and we will do our best to help. The assumption is made that the software has already been installed and is working.

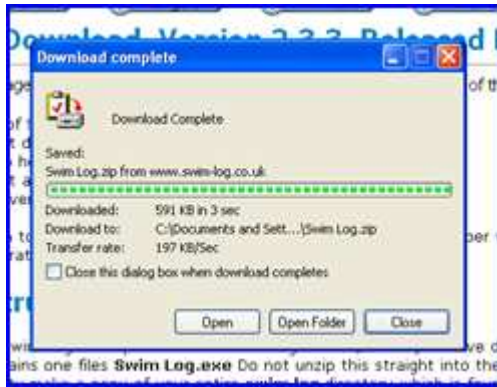
Firstly locate the latest update from the website. There should be a link either on the home page or news page that takes you to the latest upgrade page. That will appear similar to the one shown below.



On clicking on the log to start the download you will be offered a screen similar to that shown below.



Take the option to Save the file and make sure you remember where on your computer you place it. The download will start once you have selected the Save location. The downloaded file is called Swim Log.Zip



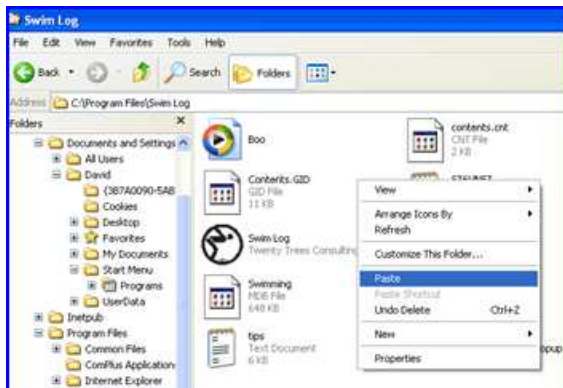
Once downloaded you will have the option to "Open", click on this option and you will then be shown the contents of the zipped file which is another file called Swim Log.exe - you may not see the .exe suffix depending on the settings of your computer.

If you put the mouse over this file and Right Click you should get the options shown in the picture below. Select the Copy option.



Now use Windows Explorer to navigate to the directory C:\Program Files\Swim Log

Place your mouse over this screen and if you Right Click. You should get a list of options. Select "Paste"



and you may be then be asked if you want to overwrite the existing copy of Swim log.exe – You do.



Make sure you delete the original file from the location you downloaded it to just to keep things tidy and then you can start Swim Log from your usual place.-Any problems please contact us at support@swim-log.co.uk